

Jigsaw Curriculum

Shobnall Primary & Nursery School uses the Jigsaw Curriculum to teach PSHE which is a 'mindful approach'.

The Jigsaw Structure

How the big picture fits together


Jigsaw consists of six half-term units of work (Puzzles), each containing six lessons (Pieces) covering each academic year.

Every Piece has two Learning Intentions, one specific to Relationships and Health Education (PSHE) and the other designed to develop emotional literacy and social skills.

Puzzles are launched with a whole-school assembly containing an original song, with each year group studying the same unit at the same time (at their own level), building sequentially through the school year, facilitating whole-school learning themes.


The various teaching and learning activities are engaging and mindful of different learning styles and the need for differentiation and the Early Years (EYFS) planning is aligned to the National Early Years Framework (England).

Jigsaw's Units of Work (Puzzles) are:




1. Being Me in My World

Includes understanding my place in the class, school and global community as well as devising Learning Charters.




2. Celebrating Difference

Includes anti-bullying (cyber and homophobic bullying included) and diversity work.




3. Dreams and Goals

Includes goal-setting, aspirations for yourself and the world and working together.



4. Healthy Me

Includes drugs and alcohol education, self-esteem and confidence as well as healthy lifestyle choices.



5. Relationships

Includes understanding friendship, family and other relationships, conflict resolution and communication skills.

6. Financial Education



MoneySense – a free financial education programme for 5-18s

With fun activities, games and resources that help teach children about money at home, as well as in schools.