

Year 4 Homework – 20.06.24

Homework

Maths

In maths this week, we have started our unit of statistics. We have been looking at identifying and reading different statistics using graphs and interpreting the data to answer a variety of questions. I would like all of the children to complete all of the questions. Please see the questions attached.

Spellings

This week my score was _____/10

Please learn the spellings provided in your reading diary.

Reading

Reading diaries are currently on their way and are due to be delivered to school at the end of the month so we will pass these onto the children when we receive them. In the meantime, please keep reading as normal. Thank you!

Homework is due to be handed in on a **Wednesday**.

Year 4 Homework – 20.06.24

Homework

Maths

In maths this week, we have started our unit of statistics. We have been looking at identifying and reading different statistics using graphs and interpreting the data to answer a variety of questions. I would like all of the children to complete all of the questions. Please see the questions attached.

Spellings

This week my score was _____/10

Please learn the spellings provided in your reading diary.






Reading


Reading diaries are currently on their way and are due to be delivered to school at the end of the month so we will pass these onto the children when we receive them. In the meantime, please keep reading as normal. Thank you!

Homework is due to be handed in on a **Wednesday**.

Name _____

1 A bookshop records the number of books sold each day for a week.

Day	Number of books sold
Monday	
Tuesday	
Wednesday	
Thursday	
Friday	

 = 8 books

On which day are the least books sold? _____

1 mark

How many more books are sold on Thursday than Wednesday? _____

2 marks

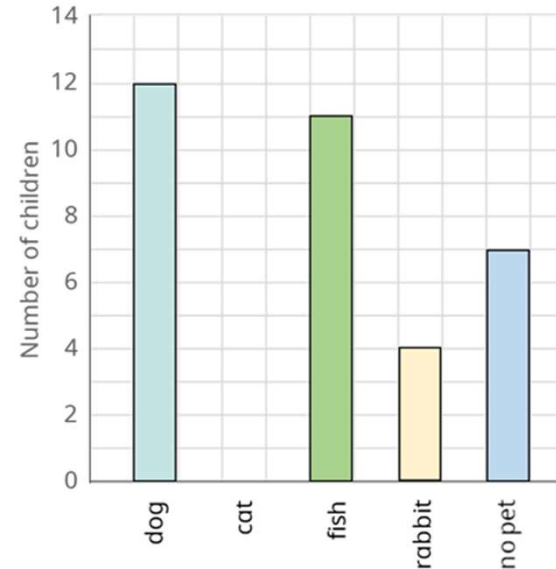
35 more books are sold on Saturday than Friday.

How many books are sold on Saturday? _____

2 marks

2 The bar chart shows the pets that children have in class 4.

Class 4's Pets



Pet	Number of children
dog	
cat	8
fish	11
rabbit	4
no pet	

Use the bar chart to complete the table.

1 mark

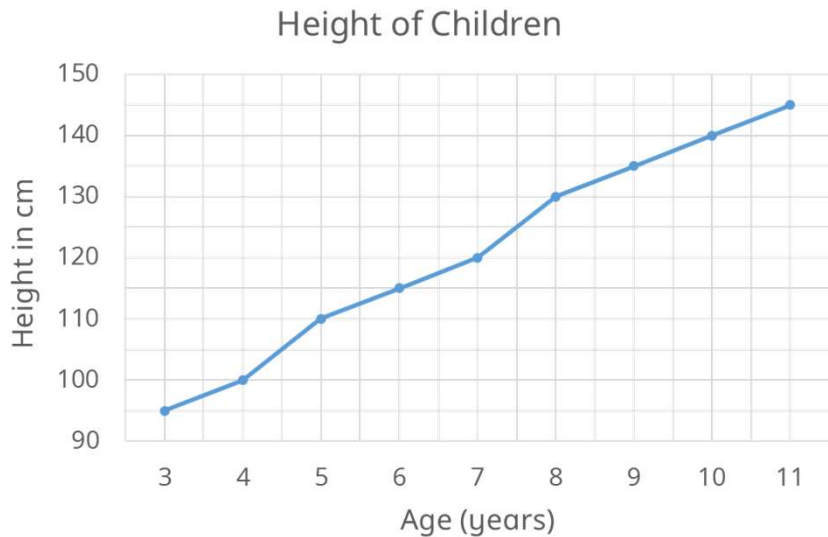
Complete the bar chart to show the number of children who have cats.

1 mark

Class 4 has 32 children.
Why is the total number of pets greater than 32?

1 mark

- 3 Here is a graph to show the average height of 3 to 11 year olds.



What is the average height of a 6 year old?

_____ cm



1 mark

What is the average difference in height between a 3 year old and a 7 year old?

_____ cm



2 marks

How many centimetres does a child grow on average between 10 and 11 years old?

_____ cm



1 mark

- 4 Here is a table to show the number of people who visited the cinema on Sunday.

	Number of people at 1 pm	Number of people at 6 pm
Screen 1	128	246
Screen 2	54	375
Screen 3	98	271

Which screen had the fewest people at 6 pm?



1 mark

How many more people were in screen 2 at 6 pm than at 1 pm?



2 marks

