

Year 4 Homework – 08.09.23

Homework

Maths

This week in maths, the children have been looking at displaying numbers on a number line. Please see the worksheets attached for the children to complete. Mild (Q 1-5), Hot (Q 1-6) and Flamin' (Q1-7)

Times tables

Your child will be given a times table to learn every week. Each child will start with x 2. The children will be given 1 minute every Friday to answer the times tables in a test. Please support your child by learning these at home.

This week my score was _____/12.

Year 4 Multiplication Check

In June 2024, all children in Year 4 will have a multiplication check which will take place in school to test their knowledge of times tables up to 12x12. The pupils will have 25 questions but only six seconds to answer each question, therefore it is very important the children learn each times table thoroughly.

In order to prepare for this, children are learning a times table each week for homework but they also need to recap on old times tables too. Please encourage your child to practise using the link below which is an example of how the test will actually look.

<https://mathsframe.co.uk/en/resources/resource/477/Multiplication-Tables-Check>

For more information, click on the link below:

https://assets.publishing.service.gov.uk/government/uploads/system/uploads/attachment_data/file/869846/2020_Information_for_parents_multiplication_tables_check.pdf

Spellings

This week my score was _____/10

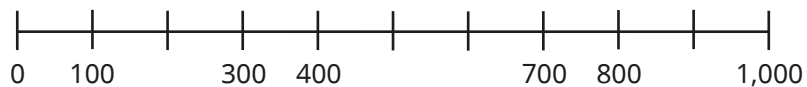
Please learn the spellings provided in your reading diary.

Reading

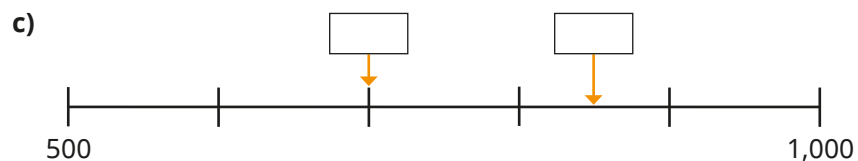
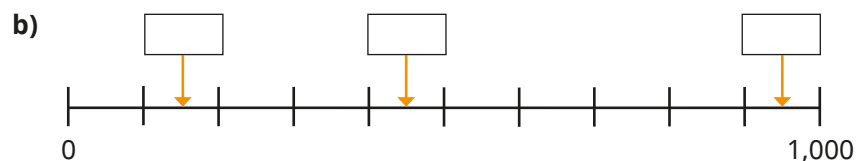
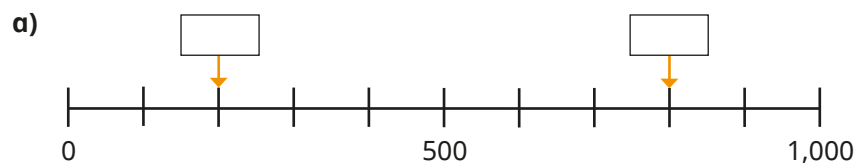
Reading diaries are currently on their way and are due to be delivered to school at the end of the month so we will pass these onto the children when we receive them. In the meantime, please keep reading as normal. Thank you!

Homework is due to be handed in on a **Wednesday**.

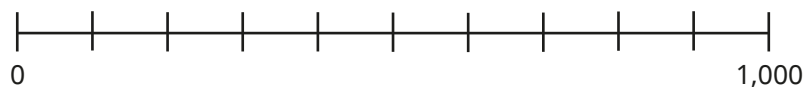
1 Complete the number line.



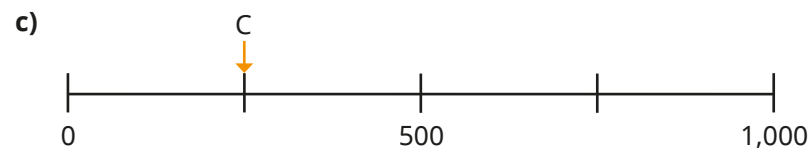
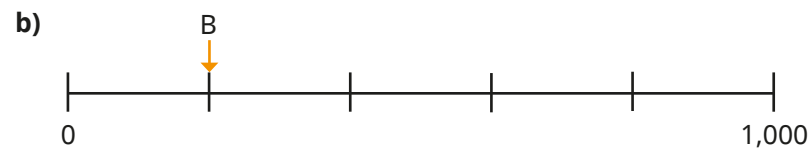
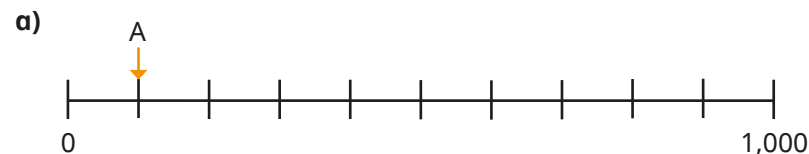
2 What numbers are the arrows pointing to?



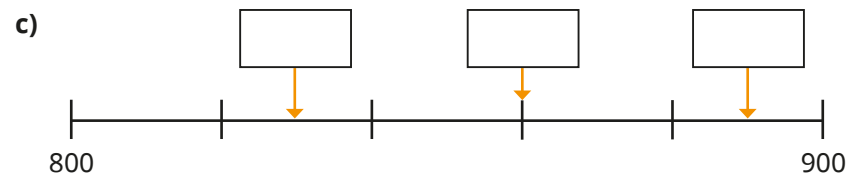
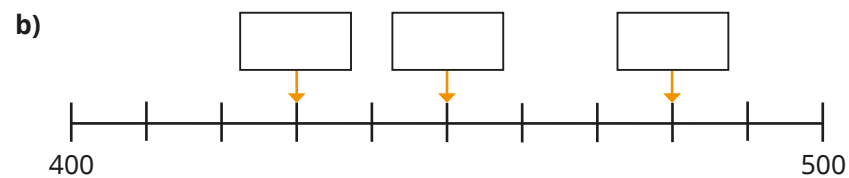
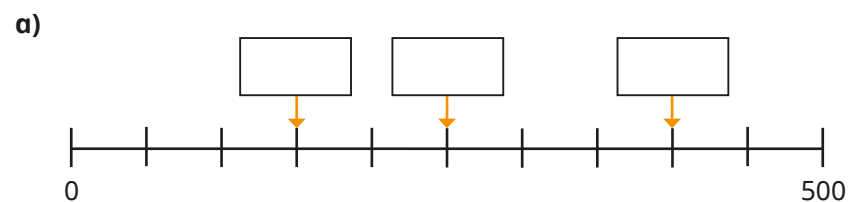
3 Label the numbers on the number line.



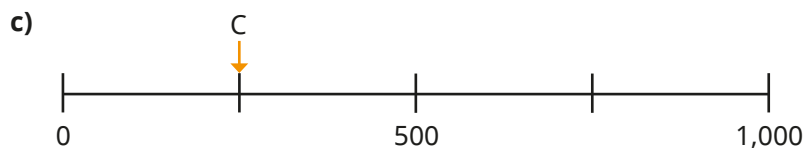
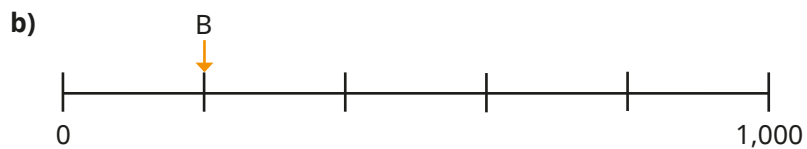
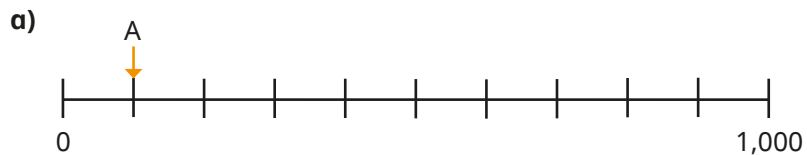
4 What numbers are the arrows pointing to?



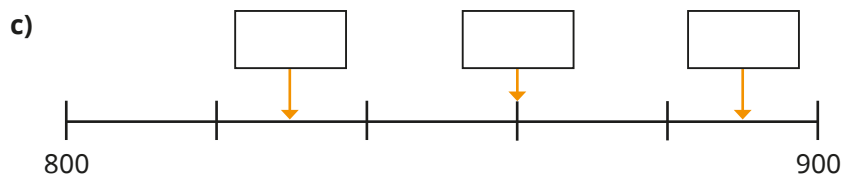
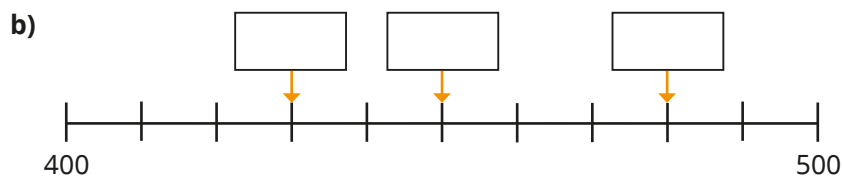
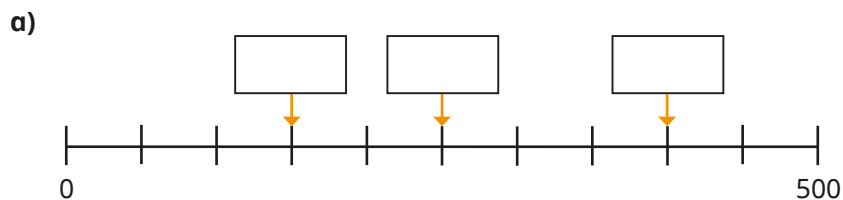
5 What numbers are the arrows pointing to?



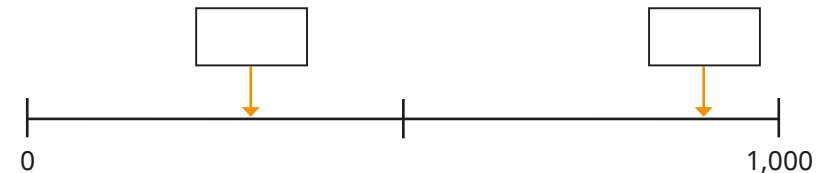
4 What numbers are the arrows pointing to?



What numbers are the arrows pointing to?

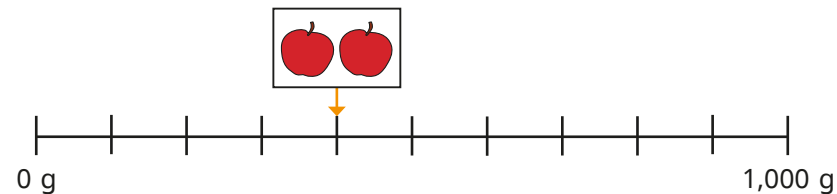


6 Estimate the numbers the arrows are pointing to.



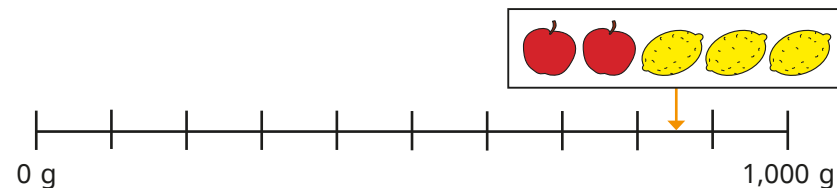
Eva is finding the mass of some fruit.

The scale shows the mass of the apples.



Eva adds three lemons.

The mass of all the fruit is now shown.



a) What is the total mass of the lemons?

b) What is the total mass of one apple and one lemon?