



Friday 13th October 2023

Year 6 WWII Extended Homework

Dear Parents/Carers,

As you may or may not be aware, we have been learning all about WW2 in our topic sessions. The children have really enjoyed this topic and therefore, for their extended homework pieces, I thought it would be nice for the children to explore this further and create something linked to this topic.

There are a range of ideas that the children could choose from. Please see the grid attached for just some ideas. Other ideas may include:

- A PowerPoint
- A Poster
- Baking some wartime food
- Models of air raid shelters
- Ration book
- An interview from a family member who knows about WW2.

Please also find links attached for some extra ideas and information.

The children will have 6 weeks to complete this project which will be due on **Wednesday 22nd November.**

If you have any questions, feel free to get in touch.










Yours sincerely,

Miss J Lord

Year 6 Class Teacher



Ideas:

Numeracy	Out and About!	Literacy
<ul style="list-style-type: none">Research old British currency and write some Second World War maths money problems.Design a gas mask box; you will need to make a net for a cube or cuboid and construct.Bake or cook a wartime recipe (remember to be careful when weighing and measuring ingredients). 	<ul style="list-style-type: none">Write 10 facts about how life has changed since the 1940s.Research and play outdoor games which would have been played by children in the 1940s.Design and test out a parachute (using a toy or weight) that would allow a member of the RAF to land safely.Visit your local library and find information books on the Second World War. 	<ul style="list-style-type: none">Imagine you have been evacuated. Write a letter home to your parents.Read a Second World War novel and discuss with a friend of family member.Write a biography on a significant individual from the Second World War.Write a newspaper report about a significant event during the Second World War. 
Working with Others	 <h2>Homework Choice Grid</h2> <h3>The Second World War</h3>	
<ul style="list-style-type: none">Play a game of battleships with a friend or family member.Write a message to a friend or family member using Morse code.Design your own code with a friend and write messages to each other.Talk to relatives about members of your family who were alive during the Second World War. Share any exciting stories with the class! 	<ul style="list-style-type: none">Write a song to boost morale.Make a drawing, painting or collage of a Second World War scene.Make a Second World War artefact, e.g. a medal or a ration book.Research popular styles of dance in the 1940s.Learn a wartime song and perform to friends or family members. 	
Let's Get Technical!	Health and Wellbeing	Social Studies
<ul style="list-style-type: none">Make a model of an air raid shelter.Draw and label a plane or tank from the Second World War.Design a Second World War themed game.Make do and mend; create a toy using only recycled materials. 	<ul style="list-style-type: none">Write a dinner menu only using ingredients available during rationing.Design a safety propaganda poster telling people how to stay safe during the blackout. 	<ul style="list-style-type: none">Draw or trace a map of the world and mark the countries which were involved in the Second World War.Research information about conflicts happening right now.Research and write 10 facts about Anne Frank.Research the Jewish faith. Write 10 facts about it. 



Links:

https://www.youtube.com/watch?v=i234eVT_P8Q&t=4s

<https://www.theschoolrun.com/homework-help/world-war-ii>

<http://www.primaryhomeworkhelp.co.uk/Britain.html>

Homework

Friday 13th October 2022

Please complete the following:

English	<p><u>Task:</u> Please complete the grammar activity. This CAN be stuck in your books and COMPLETED ON THE SHEET.</p> <p><u>Reading</u> Read at home on at least three separate occasions.</p> <p><u>Spellings</u> Practise your spellings. These will be uploaded on Spelling shed too. You will have a test on Friday. We will be practising these in school as well!</p>
Mathematics	<p><u>Maths</u> Please remember to practise your times tables on TT Rockstars.</p>
Other	<p><u>World War II Extended Homework – Due 22/11/2023</u></p> <p>Please see the letter attached.</p>

Please make sure your homework is handed in by **Wednesday**.

If you need any further guidance on how to complete the tasks, please ask! Don't leave it until Wednesday!

Remember, have a go and try your best!

Name: _____

Class: _____

Date: _____

1. Underline the **suffix** that can change this **noun** (or **verb**) into an **adjective**.

delight	ly	ous	ful	al
----------------	-----------	------------	------------	-----------

2. Underline the correct word to use in this sentence. Use a dictionary if it helps.

*I made £24 (prophet / profit) at the car-boot sale.*3. Underline the **prefix** which means 'many'. Use a dictionary if it helps you.4. Underline the **prefix** which means 'wrongly'. Use a dictionary if it helps you.

dis	pre	multi	tele	mis	anti
------------	------------	--------------	-------------	------------	-------------

5. Use a dictionary to find the meaning of this word.

parallelogram6-7. Use a thesaurus to find three synonyms for this word as an **adjective**.

giant			
--------------	--	--	--

8-9. Précis this sentence. Cross out any adjectives and adverbs.

*The small, black dog noisily barked at the tall man.*10-11. Underline two **adverbials** that can be used to help with **illustration** or **demonstration** in a piece of writing.

such as	obviously	in truth	for instance
----------------	------------------	-----------------	---------------------

12. Underline the correct **verb** to **agree** with the **subject**.13. Underline the **object** in this sentence.*He and his friends (is / are) at the fair.**The girl threw the stone into the river.*This sentence uses a **formal** style of writing.14. Re-write it using an **informal** style.**Conversation is prohibited.**

15. Underline the verb in this sentence.

16. Underline to show if it is **active** or **passive**.*The candle was blown out by the wind.***active****passive**17-18. Use **hyphens** to punctuate these phrases and make the meaning clear.*a hot water bottle**a ten year old boy*19. Use a **semicolon** to punctuate this sentence.20. Use a **dash** to punctuate this sentence.*My brother loves dogs I like cats.**There's only one sport football!*21-20. Use a **colon** and **commas** to punctuate this sentence.*Henry was so hungry he ate the lot chips pizza hot dog and nuggets.*23. Use an **ellipsis** to punctuate this sentence.*Well, the thing is it was me.*24-25. Underline the **synonyms** of the adjective in bold and circle the **antonyms**. Use a dictionary if it helps.

brave	courageous	chicken	bold	cowardly
--------------	-------------------	----------------	-------------	-----------------

Total:

Red (0 – 9)

Yellow (10 – 19)

Green (20 – 25)