

Homework

Friday 19th January 2024

Please complete the following:

As SATs are approaching, I have provided you with lots of different revision activities, so you are fully prepared for May. These are for you to complete in your own time however, there will always be a main homework activity for you to complete which will be identified on the homework plan below. This is to be handed in the following Wednesday.

English	<p><u>Reading</u> Read at home on at least three separate occasions and record in your reading diary. These must be handed in daily to be signed.</p> <p><u>Spellings</u> Practise your spellings. These will be uploaded on Spelling shed too. You will have a test on Friday.</p>
Mathematics	<p><u>Main homework:</u> Maths Competition. Please see attached.</p>
Other	<p>Please see in your homework pack there are lots of revision materials for you to keep.</p> <p>There is:</p> <ul style="list-style-type: none">- A SPAG knowledge organiser- A Maths knowledge organiser- A SPAG key terms list- Year 3, 4, 5 and 6 spelling word lists <p><u>Year 3/4&5/6 word lists</u></p> <p>Don't forget to keep reviewing the word lists and practise the words you are unfamiliar with. As well as being useful to include in your writing, these words may pop up in the SATs test...</p> <p>I have also assigned you some practice questions on the following websites for you to have a go at. Please login in using your own login details and you will see the live test, just like I showed you in class.</p> <p>Maths.co.uk</p> <p>Spag.com</p>

Please make sure your homework is handed in by Wednesday.

If you need any further guidance on how to complete the tasks, please ask! Don't leave it until Wednesday!

Remember, have a go and try your best!

JTMAT Number Day 2024

Geometric Shapes


“Create a Geometric Picture” competition



Competition:

- Create an interesting picture using only 2D shapes. This could use any medium, such as pencil, paint, felt tip, collage. It should not be traced completely from existing picture. Remember to use a ruler (except for circles)!
- Please provide a sentence or two about your picture to explain what it represents.
- **KS2 entries should also name the shapes used in the picture and can also include detail about shape properties such as vertices, edges and faces.** KS1 entries can also include some of this detail if they wish.
- Schools will need to judge the best entry from EYFS/KS1 and KS2 and email to Mrs Perkins by Thursday 8th February.

2D Shape Word Mat




circle



rectangle



triangle




oval



octagon



square



heptagon




rhombus






pentagon



hexagon



kite





KS2 links to inspire

- [Geometric Iceberg Painting as seen on Kickstarter \(youtube.com\)](#)
- [geometric pattern - step by step || simple art drawing || 2020 || \(youtube.com\)](#)
- [Geometric Animals Art !! \(Easy\) \(youtube.com\)](#)
- [HOW TO DOODLE: Geometric animal/turtle - Easy tutorial \(youtube.com\)](#)
- [A Bunch Of Triangles - Geometric Drawing Tutorial \(youtube.com\)](#)
- [How To Draw Geometric Square Optical Illusion Art - Art challenge - 3D Trick Art on paper tutorial \(youtube.com\)](#)
- [Geometric People. @foartista \(youtube.com\)](#)