





Welcome to Year 1

Meet the Teacher



Meet the Team



MISS BARKER
Class Teacher



MISS WALTON
Teaching Assistant



MRS SHANNON
Teaching Assistant



MR ATTWOOD
Teaching Assistant

We also have one SCITT students, who will be learning to become teachers this year.

Autumn Term – Mon – Mr. Bark

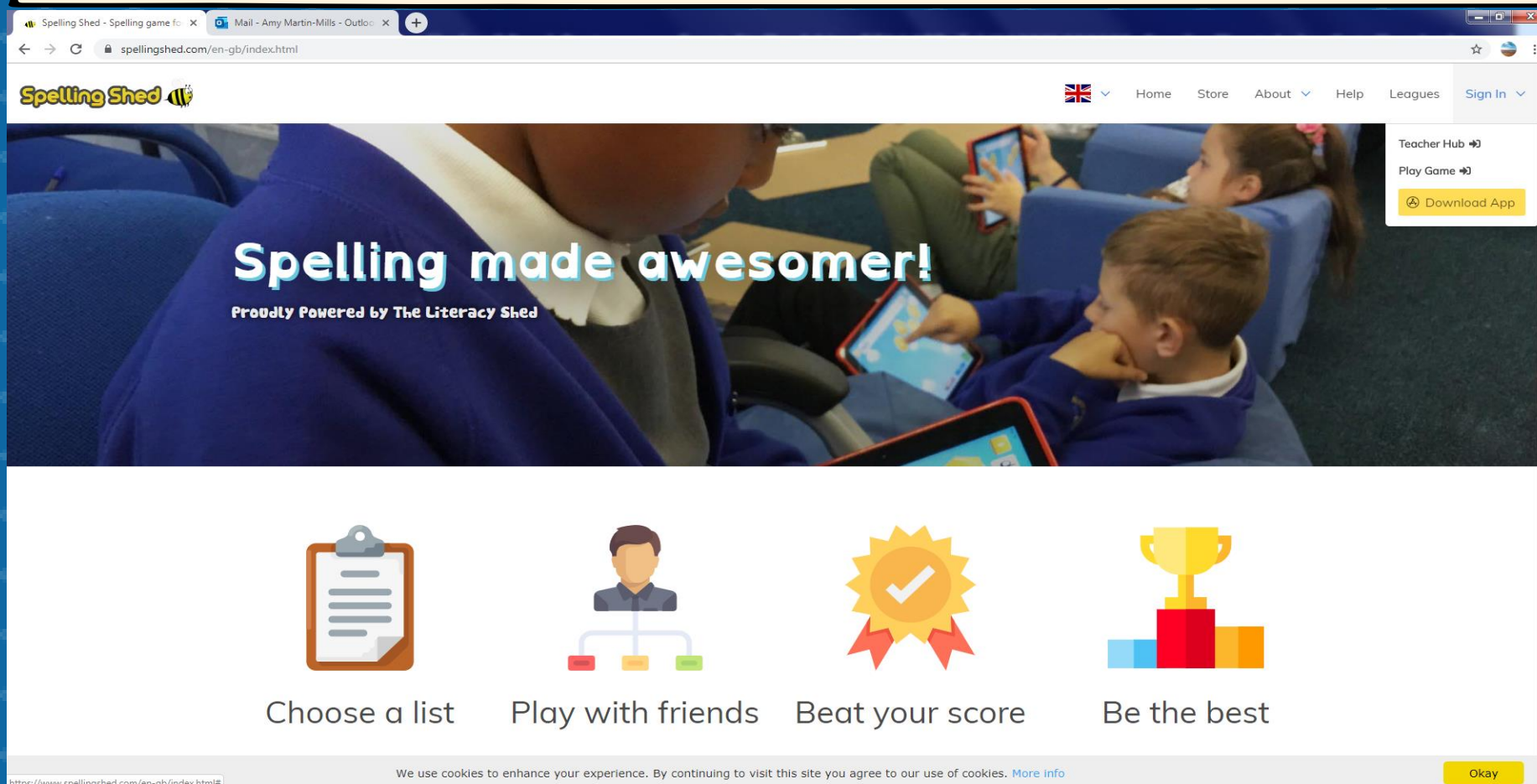
Spring Term – Mon – Thurs – Mr. Bark

8.45-9.00		9.00-9.30	9.30 - 10.10			10.45 - 11.45	11.45-12.00		1.15 - 1.30	1.30 - 2.15			2.30 - 3.15	
Mon		Phonics	LW Reading		10:10 - 10:30 Assembly	Maths	Handwriting	Registration	Mastering number	Computing			C.O.O.L Time	
Tues		Phonics	English		10:10 - 10:30 Assembly	Maths	Handwriting	Registration	PE (PPA)			PE (PPA)		
Weds		Phonics	English		10:10 - 10:30 Assembly	Maths	Handwriting	Registration	Mastering number	Science			C.O.O.L Time	
Thurs	Fluency	Phonics	English		10:10 - 10:30 In the News	Maths	Handwriting	Registration	Mastering number	C.O.O.L Time			C.O.O.L Time	
Fri	Homework	Phonics	English		10:00 - 10:30 Assembly	Maths	Spellings	Registration	Mastering number	C.O.O.L Time			C.O.O.L Time	
Morning Break 10.30 - 10.45														
Lunch Break 12.00 - 1.10														
Afternoon Break 2.15 - 2.30														

Spelling Shed

Children will have a spelling test every Friday. Autumn 1 - 5 words, Autumn 2 - 6 words, Spring 1 - 7 words, Spring 2 - 8 words, Summer 1 - 9 words, Summer 2 - 10 words.

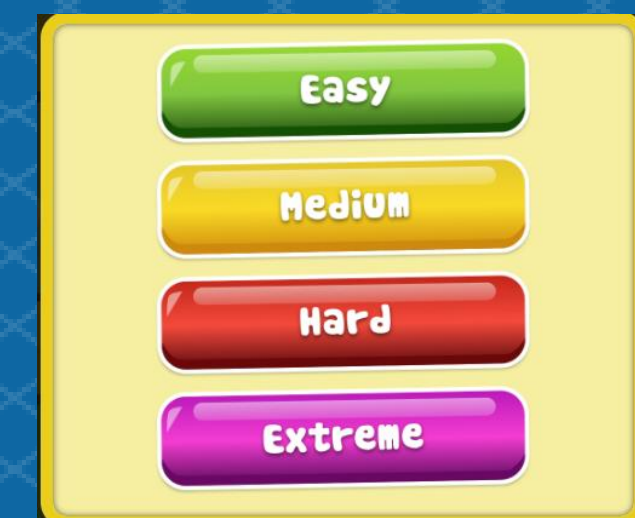
Their spelling words need to be learnt and are sent out with their homework and tested the following Friday. The words can also be accessed through Spelling Shed. This is an online interactive game to support your child's learning of their weekly spellings.



The screenshot shows the Spelling Shed website homepage. At the top, there is a navigation bar with links for Home, Store, About, Help, Leagues, and Sign In. Below the navigation bar is a large banner image of a teacher and students in a classroom, with the text "Spelling made awesomer!" and "Proudly Powered by The Literacy Shed". To the right of the banner is a dropdown menu with options for Teacher Hub, Play Game, and Download App. Below the banner are four main navigation buttons: "Choose a list" (with a clipboard icon), "Play with friends" (with a person icon), "Beat your score" (with a medal icon), and "Be the best" (with a trophy icon). At the bottom of the page, there is a cookie notice and an "Okay" button.



This block shows two main game options. On the left is the "Practice" option, which features a green circular arrow icon and a "Play" button. Below the icon, it says "Practise your spellings and build your Shed Score." On the right is the "Bee Keeper" option, which features a red game controller icon and a "Bee Keeper" button. Below the icon, it says "Play Bee Keeper to save the bees!"



This block shows four difficulty level selection buttons stacked vertically: "Easy" (green), "Medium" (yellow), "Hard" (red), and "Extreme" (purple).

Reading Diaries

Children will each have a reading diary, and a guided reading book allocated to them on the Big Cat Collins website which will be changed weekly. They will also have a 'free choice' reading book which can be changed daily.

Please read at least 3 times a week.

When we have the reading diaries, please sign each time your child has read as they will be checked daily at school.





Homework will be sent out on a Friday.

Please could all homework be returned by the following Wednesday.

Weekly, children will receive:

Either a piece of Maths, English or Topic homework.

Spellings

Reading book

Phonics card

Phonics handout

PE KITS

Indoor kit:

- White polo shirt or t-shirt
- black shorts
- black pumps

Outdoor kit:

- White polo shirt or t-shirt
- black jogging bottoms and jacket
- trainers.

Earrings are to be removed for PE days or covered with tape (Tuesday) and hair is tied up.

Please ensure all kit is labelled.



Phonics Screening

- Children in Year 1 throughout the country will all be taking part in a phonics screening check during the same week in June.
- The screening check is made up of 40 words (both real words and nonsense words).
- If the children do not pass in Year 1, they have the chance to retake in Year 2.

Phonics
ee ur ow
wh y au

How Can I Help My Child at Home?


- Play lots of sound and listening games with your child.
- Read as much as possible to and with your child.
- Encourage and praise – get them to have a 'good guess'.
- If your child is struggling to decode a word, help them by encouraging them to say each sound in the word from left to right.
- Blend the sounds by pointing to each one, e.g. /c/ in cat, /p/ in pat, /ng/ in sing, /ee/ in been.
- Discuss the meaning of words if your child does not know what they have read.

skap




twice

blorn



gloom


meft



turn

Please remember to:

- Wear your P.E. kit to school every Tuesday
- Book bag
- Reading diary
- Children are allowed to bring their own healthy snacks for break time, or they can choose to order these at registration - payment via ParentPay
- Free fruit is also provided at break times



Thank You!

DO YOU HAVE ANY QUESTIONS?

