



# SHOBNALL PRIMARY & NURSERY SCHOOL NEWSLETTER



TELEPHONE: 01283 247410 TWITTER: @shobnallprimary E-MAIL: [shb-office@shb.itmat.co.uk](mailto:shb-office@shb.itmat.co.uk)

22<sup>nd</sup> November 2024

*"Extraordinary things are always hiding in places people never think to look."*

Dear Parents/Carers,

Despite it still only being November, it's beginning to look, and feel, very festive around school! The decorations will be going up shortly, nativity rehearsals are in full swing, and the Christmas Market will soon be entertaining visitors! The Christmas holidays seem to be racing quickly towards us and there is still so much to do! Please keep checking the diary dates at the end of the newsletter to remind yourselves of what is happening.



Next week, Year 5 are making their way to Whitemoor Lakes and will be staying from Wednesday 27 November until Friday 29 November. Please look out on X (Twitter) to see how they are getting on! I know the children are really looking forward to their stay and it promises to be a fantastic few days for them! Year 6 also have their class assembly on Thursday 28 November at 9.00am, and we hope to see as many of our parents in attendance as possible!

The cold snap took us a little by surprise this week, so we would like to take this opportunity to remind all of our families about the school's procedures should we receive substantial snowfall and extreme weathers.



The school will endeavour to remain open in the first instance and closing the school will only ever be chosen in the final instance. Please can I ask that you do not contact the school office asking if we are open, as we will always use our main methods of communication in the event of such a decision. You will all receive a text message, and the school X (Twitter) account will also be used to state that this decision has been made. Please ensure that the school office has up-to-date contact details for you. We hope that we are not required to close but such a decision must take into consideration many factors, not just the amount of snow on the school grounds. For example, the safety of parents and families on their journey to school, the staff and their journey to school (many of whom travel some considerable distances through remote areas) and, of course, the weather forecast, and Met Office advice all play a part. I hope that this clarifies our procedures for you and many thanks for your understanding in this matter.

Have an amazing weekend everyone – whatever it is that you are doing, ENJOY! We look forward to seeing you all again on Monday!



# THANK YOU

**Shobnall Primary and Nursery  
School**

for raising a fantastic

**£130.00**

The money you have raised will be used to help change the lives of children and young people facing disadvantage in communities across the UK.

**B B C**  
**CHILDREN  
IN NEED**

BBC Children in Need has not verified the above fundraising. This is not a receipt.  
© BBC 2022 Reg. charity England & Wales no. 802052 and Scotland no. SC039557.

## Reception Application Process

The application process for a reception place for September 2025 will open on 1 November 2024. The easiest way for parents to apply is online. Further information can be found on [Staffordshire County Council Website](#). The closing date is 15 January 2025.



The school office has a letter informing parents about the process, which we are happy to distribute to prospective families. If you would like a copy of this, please contact us.

## Nursery Places Still Available!

Please note that there are still a few places left in our nursery, so enquire if you or someone else you know within the community, would like a place in our outstanding school. Further information can be found on our school website [Admissions](#) page on how to apply for a place and we look forward to receiving your application.

## Shobnall PFA Christmas Market – Friday 6 December 2024, 3.30pm – 5.30pm

This year's Christmas Market on Friday 6 December 2024 will start at 3.30pm and will finish at 5.30pm. A separate letter has been issued outlining the plans and requests in more detail. As a reminder:



- ▲ The PFA will be running a 'street food' stall at the Christmas Market. If you are able to donate any cakes or Asian food, the PFA would be very grateful if this could be labelled with ingredients to support those with allergies. Also, if possible, please could you indicate if it is suitable for vegetarians or not? They ask that these are donated on the morning of the Market, so that all food products are as fresh as possible and will ensure that any containers are returned to you the following week via your child. Also, you are more than welcome to bring your own containers along to the event should you wish to have a 'takeaway' option!
- ▲ If you have any unwanted items for the bric-a-brac stall (i.e., toys, books, games etc.) that are in good condition, the PFA are happy to accept these donations in school from now. The PFA are also looking for any second-hand Christmas-themed items, such as decorations, to sell alongside as well.
- ▲ On the day itself, the children (and staff) are allowed to come to school in non-uniform! Christmas jumpers are permitted! The charge for this is for pupils in EYFS and Key Stage 1 to bring in a chocolate item (value of at least 50p) and pupils in Key Stage 2 to bring a bottle!
- ▲ Santa has confirmed his attendance! Tickets are available from Monday 2 December to Friday 6 December inclusive in front of the entrance to the key stage 2 playground before and after school, priced at £3.00. Included with the price this year is a selection box and you are more than welcome to take your own photos of your child/ren with Santa. Please note that payment will be cash only for these.
- ▲ If anyone would, or knows of anyone who would, like to hire a table at a charge of £10 for their own stall, please let the school office know and we can pass on details to the PFA.

If anyone is able to or has any links with local businesses who may be able to donate a raffle prize, please let the school office know and we can pass on details to the PFA.



### Christmas Cards

Each year, many of the children like to send Christmas cards to their friends. The post box will be outside the school office from Monday 2 December. So that they can be delivered to the right person, please could children ensure that the name of the recipient and their class is written clearly on the front of the envelope.

### Christingle!

Tuesday 26 November 2024 will be our annual Christingle assembly day. If you would like to send your child with a Christingle orange (please see instructions below), please ensure that it arrives in school on the Tuesday morning.

***Please note that due to allergies, instead of using nuts to decorate the cocktail sticks, may we please ask that parents use alternatives such as sweets and dried fruit.***

Many thanks for your support!

## Making a Christingle

### Equipment:

- Orange
- Four cocktail sticks
- Sweets
- Candle
- Red ribbon



### Instructions:

1. Tie your red ribbon in a bow around the centre of the orange.
2. Place some sweets on your cocktail sticks.
3. Insert your cocktail sticks evenly around the centre of your orange.
4. Place your candle in the hole that your teacher has made at the top of the orange.

### Navigating Social Media with A Child - A Free Webinar From Techtimeout

The issues surrounding technology don't end in the workplace. Tech is having a big impact on our families too, especially when it comes to social media usage.

Techtimeout is partnered with [Positive Social](#) to provide parents and carers with a free webinar on **26th November** so you can learn how to help your child make positive, informed choices on social media.



If your child is already on social media – or will be soon – this session is for you.

The webinar will show you how to foster an environment where your child feels comfortable sharing their social media experiences. There will be practical technology tips to help manage and support safe social media use and set boundaries that actually work. And they'll share insights from research and science on social media's impact.

They are running **two** webinars on **26th November** at **12.45pm** and **8pm**. They will be 45 minutes long.

Find out more and book your ticket [here](#).

### Have a Sustainable Black Friday

It's Black Friday next week and it can be very tempting to buy lots of new things. The most sustainable Black Friday is to not buy anything at all - but here are some tips if you want to get involved.

- **Make a list** - don't be tempted to buy items you wouldn't have got if they weren't in the sale
- **Shop at local, sustainable brands**
- **Think long term** - if you do want to treat yourself, get something you know will last you a long time
- **Recycle** - if you are replacing items, such as electrical goods, take your old or broken ones to your nearest recycling centre.



### FREE Uniform!

We continue to accept donations of old uniform via the box situated outside the school office for any parents who wish to donate. Please could we ask that these are cleaned and in good condition before placing in the box outside the school office. If you need any uniform, you will need to pop down to the **Family Hub** on Waterloo Street, DE14 2NJ. The Family Hub do not have the capacity to reply to emails but do have uniform on site all year round and are open Monday to Friday, 8.30am to 4.00pm.

### Online Safety Tips

Managing money can be a difficult skill to master, even for adults. As such, it's incredibly important for children and young people to learn all they can before they reach an age at which they'll be responsible for their own finances.

Teaching strategies for saving and responsible spending early on can be a huge help to youngsters, in a way that will stay with them for the rest of their lives.

It can be tricky to know the best approach for teaching money management to children, however, especially in terms of giving them practical experience with this important life skill. This guide – made in collaboration with financial education app GoHenry – provides you with expert advice on how to educate children and young people on both spending and saving their cash.



## Reading Corner

This week's recommended read is for children aged 3+...

### Santa's First Christmas

Written by Mac Barnett








What kind of Christmas does Santa have? Turns out, the man who makes Christmas special has a Christmas that's anything but — until now. Sparkling with the true magic of Christmas — caring, sharing and being kind — Mac Barnett and Sydney Smith's *Santa's First Christmas* is sure to prompt plenty of pre-bedtime talk around Santa and thinking of others. Witty, and as warming as a mug of thick chocolate, this has the feel of a Christmas classic that'll be read year on year.




As for the story, after noticing that their boss gets straight back to work after a half an hour lie-in on Christmas morning, the elves feel “embarrassed”. “We should do something special for Santa”, they resolve, before doing exactly that.

After taking Santa through the magical rituals of choosing and decorating a tree, hanging up stockings, putting up lights, making biscuits and exchanging gifts, Santa is smitten and suggests, wryly, “We should do this every year”. What a joy.





## Hot Lunch Options 25.11.24 – 29.11.24


WEEK 3	 MONDAY	TUESDAY	WEDNESDAY	THURSDAY	FRIDAY
Main dish	Margherita pizza with baked potato wedges	Chicken tikka masala served with rice	Roast beef, with Yorkshire pudding, roast potatoes & gravy	  Chicken & tomato pasta bake	Crispy battered fish & chunky chips
Vegetarian Main dish	Roasted vegetable pizza	  Vegetable tikka masala with 50/50 rice	 Quorn™ fillet with roast potatoes & gravy	Macaroni cheese	 Quorn™ nuggets with chunky chips
Accompaniments	Peas & baked beans Salad bar	Sweetcorn & carrots Salad bar	Carrots & cauliflower Salad bar	Broccoli & green beans Salad bar	Peas & baked beans Salad bar
Desserts	Fruit flapjack	Marble sponge & custard	Lemon cake	Shortbread	Ice cream
Fresh fruit or yoghurt	Fresh fruit or Yoghurt	Fresh fruit or Yoghurt	Fresh fruit or Yoghurt	Fresh fruit or Yoghurt	Fresh fruit or Yoghurt
Jacket potato and sandwich selection	Jacket potato and sandwich selection	Jacket potato and sandwich selection	Jacket potato and sandwich selection	Jacket potato and sandwich selection	Jacket potato and sandwich selection



**TO EAT MORE FRUIT**

**KEY**

-  1 OF YOUR 5 A DAY
-  MEAT FREE MONDAY
-  CHEF'S CHOICE
-  PLANT-BASED (VEGAN)



**"Allergens and Intolerances"**  
All of our food is lovingly hand crafted and prepared on site daily. We have an allergen procedure in place, so please ensure you make our catering team aware of your allergens/ your child's allergens prior to using the restaurant. Our kitchens are used for multi-purpose production so we cannot guarantee the above dishes are completely free from allergenic ingredients or traces of these.

## Attendance

Please read the [NHS 'Is my child too ill for school?' guidance](#) which has further information if you are unsure whether to send your child to school or not.

We are always happy to advise in line with this guidance, so if you are still in doubt, please contact the school office if your child develops any symptoms and we can discuss this further with you.

**Children can come to school with mild respiratory illnesses.** This includes general cold symptoms: a minor cough, runny nose, or sore throat. However, children should not be sent to school if they have a temperature of 38°C or above.

Please note, we can only accept and administer **prescribed medicines** that are in-date, labelled, provided in the original container as dispensed by a pharmacist and include instructions for administration and dosage.



**When reporting an absence, please could we ask that parents contact the school office before 9.30am and state clearly reasons for absence.**

Let's keep working together to ensure attendance is as good as it can be! Remember, **every pupil, every day!** Thank you for your support.

This week's Attendance Champions are **Year 3!** Well done! Here are the latest figures...

Reception	92.7%	Target
Year 1	93.0%	97%
Year 2	98.0%	
Year 3	98.1%	
Year 4	94.4%	Overall (to date)
Year 5	97.2%	96.1%
Year 6	95.0%	
Overall	94.9%	

#### Head Teacher's Awards

Reception	Maya P	Aidan B
Year 1	Elliott T	Kadeem H
Year 2	Riley T-F	Sofia K
Year 3	Ibrahim J	Obeydullah H
Year 4	Nancy M	Meerab N
Year 5	Fatima S	Keyarah B
Year 6	Angelo M	Saif N

#### Lunchtime Star Awards

Reception	Penelope P
Year 1	Hamza I
Year 2	Riley F-T
Year 3	Ava O-R
Year 4	Mohid S
Year 5	Finlay B
Year 6	Kian S

#### Team Points

Team Points	Claymills	Rosliston	Sinai	Trent
Points (Week Ending 22.11.24)	28	86	62	53
Position	4 <sup>th</sup> – 1 point	1 <sup>st</sup> – 4 points	2 <sup>nd</sup> – 3 points	3 <sup>rd</sup> – 2 points
Running Total	5	9	6	10

# SHOBNALL SHOWCASE!

Let's have a sneaky peek as to what has been going on in our classrooms this week...

## Nursery

Our adventures in Nursery this week...

This week we have been sharing the story of The Three Billy Goats Gruff and completed some wonderful activities including re-telling the story in our role play area.

During our Concept Cat work, we have focused on the word most and have been sorting toys between different characters to identify who had the most.

We had an exciting time learning new songs for our Christmas performance. It has been fun practicing on the stage, we have all listened to instructions brilliantly.

## Reception

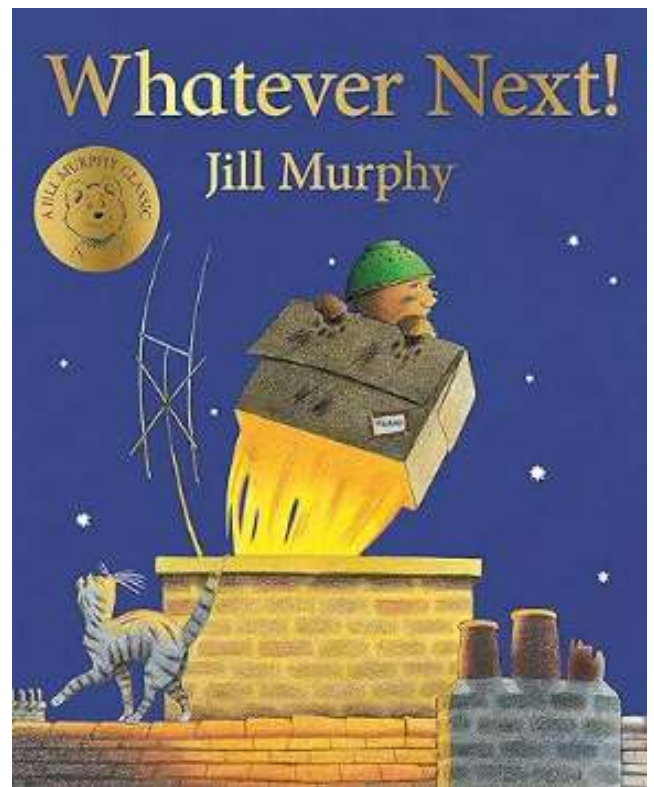
Our adventures in Reception this week...

We started off the week with a surprise in our classroom! We had lots of different objects including a bear, moon, lots of stars and a gift bag with Reception Class on the tag. We tried to solve the mystery by looking at all the different clues. Eventually, we found that all the clues linked to a wonderful story called, 'Whatever Next.' By Jill Murphy.

After sharing the story, we explored it further through activities such as story sequencing, rocket designing and galaxy playdough patterns. We even re-enacted the story – that was lots of fun!

Later in the week we used the story to create a story map and made actions for some of the words. We enjoyed re-telling the story in this way.

Throughout the week we have also been practicing our Christmas performance! We sat beautifully on the stage and have started to learn some exciting new songs. It has been interesting learning about the Christian story of Jesus' birth and discussing the different characters.



## Year 1

Year 1 children have been completing lots of art this week as part of our 'Make our Mark' unit, where they had to work collaboratively to create a group piece of art. The children were provided with a range of different media (pastels, chalk, wax crayons, felts, pencils and biros) and had to listen to a piece of music while creating a drawing based on the sea. Miss Barker was so impressed with what the children created, and they are being displayed in the KS1 corridor for all the children to see. In English, the children have been learning to write in past and present tense as well as using full stops and capital letters. In maths, we have been continuing to develop our understanding of subtraction. A great week in all - well done Year 1!

## Year 2

What a fantastic week it's been in Year 2! The children have been working incredibly hard and making great progress in all areas of learning and I'm excited to share some of the wonderful activities and achievements we've been involved in recently!

In English, we've been diving into the world of storytelling. The children have thoroughly enjoyed creating their own portal stories, and it's been a joy to watch their imaginations come to life through their writing. Every day, they are becoming more confident in expressing their ideas and developing their skills as writers.



In Art, we've been exploring the fascinating world of pottery. This week, the children have been creating their own pinch pots, inspired by the work of artist Ranti Bam. It has been amazing to see their creativity shine as they shape and mould their pots.

In PSHE, we've been focusing on kindness. We've been discussing how important it is to show kindness not only to others, but also to ourselves. The children have explored the many ways we can be kind to the people in our community—whether that's our family, friends, classmates, or the wider world. It has been heartwarming to see how the children are reflecting on the impact of kindness and how we can spread positivity wherever we go.

Excitingly, the children have also received their parts for the Nativity and are absolutely thrilled! They've been practising their lines and already know most of the words to the songs. It's wonderful to see their enthusiasm, and I'm sure their performance will be something very special.

### **Year 3**

This week, Year 3 have been busy and creative in their learning! In English, the children have been drafting and editing their reports about football, working hard to improve their writing with thoughtful edits. In Maths, they've started an exciting new unit on multiplication and division, exploring different methods and strategies to solve problems. In DT, the class has combined creativity with science, creating electronic posters about the Stone Age by adding simple circuits with a bulb to light up their designs. It's been a week full of curiosity and hands-on learning!



### **Year 4**

What a lovely week we have had in Year 4 this week! In maths, the children have continued to excel with their multiplication and division unit, and we have been looking at the 7 times table this week, which some of the children found difficult to remember. In English, we have started our new unit looking at narratives around the dangers of electricity and the children cannot wait to write their own narrative on this topic! The children have also been looking at the different types of teeth in science and were fascinated to learn about the number of teeth



that humans have within their lifetime. In history, the children have been looking at the importance of the Colosseum for the Romans and even had an opportunity to act out what it was like inside the Colosseum! Finally, the children have enjoyed another fantastic yet freezing afternoon at Forest School. They had the opportunity to build dens, create a mud slide and even use the fire lighting equipment! Another wonderful week Year 4, **well done!**

## Year 5

Year 5 have had a productive and exciting week filled with challenging tasks and creative projects!

In Maths, they have been delving deeper into fractions, tackling complex problems involving adding and subtracting mixed-number fractions, as well as mastering the tricky concept of finding the lowest common denominator.

In English, the children have been crafting their alien invasion stories. After planning their imaginative plots—complete with unexpected twists and turns to captivate their readers—they have drafted their opening paragraphs. They've also begun skilfully incorporating dialogue between characters to drive their narratives forward, a challenging technique they've embraced with great success.

In Science, Year 5 analysed the results of last week's experiment on recovering a solute from a solution using evaporation. They wrote outstanding conclusions, demonstrating their understanding of the process and proving their hypotheses correct.

Thursday brought an exciting change of pace, as the children participated in a martial arts workshop. They thoroughly enjoyed learning how to coordinate their movements, focusing on controlled footwork and precise punches. Most importantly, they took away a valuable lesson: the best form of self-defence is using your words.

Well done, Year 5!

## Year 6

We have had a great week this week in Year 6. In maths we have been learning how to multiply and divide fractions by integers. In English we have looked at features of a diary recount and cannot wait to begin writing our own diary in the perspective of a child during WW2 who had been evacuated. On the topic of WW2, I am so impressed with all of the children's projects that they have been working on over the last 6 weeks. I can see the hard work and determination that has gone into such an array of different projects. It was lovely when we shared them with the class on Thursday. I am so proud of all of the children. We as a class cannot wait to show you them in our class assembly next Thursday. In our other topic learning this week, we have looked at the Christmas Story in RE and what is meant by the term incarnation and in computing we designed and created our own websites.

## Diary Dates 2024-2025

Event	Date/Time
Year 5 Whitemoor Lakes	Wednesday 27 <sup>th</sup> November to Friday 29 <sup>th</sup> November 2024
Year 6 Class Assembly	Thursday 28 <sup>th</sup> November 2024, 9.00am
Whole School Trip to Pantomime – Jack and the Beanstalk, Lichfield Garrick	Thursday 5 <sup>th</sup> December 2024, 10.00am
PFA Christmas Market	Friday 6 <sup>th</sup> December 2024
School Closes for Christmas	Friday 20 <sup>th</sup> December 2024, 2.00pm
School Reopens for Pupils	Monday 6 <sup>th</sup> January 2025
Year 2 Class Assembly	Thursday 23 <sup>rd</sup> January 2025, 9.00am
Year 6 Laches Wood	Monday 27 <sup>th</sup> January to Friday 31 <sup>st</sup> January 2025
School Closes for Half-Term	Friday 14 <sup>th</sup> February 2025
<b>INSET Day</b>	Monday 24 <sup>th</sup> February 2025
School Reopens for Pupils	Tuesday 25 <sup>th</sup> February 2025
Young Voices 2025	Thursday 27 <sup>th</sup> February 2025
School Closes for Easter	Friday 11 <sup>th</sup> April 2025, 2.00pm
School Reopens for Pupils	Monday 28 <sup>th</sup> April 2025

May Day Bank Holiday – School Closed	Monday 5 <sup>th</sup> May 2025
Key Stage 2 SATs Week	Monday 12 <sup>th</sup> May 2025 to Friday 16 <sup>th</sup> May 2025
School Closes for Half-Term	Friday 23 <sup>rd</sup> May 2025
School Reopens for Pupils	Monday 2 <sup>nd</sup> June 2025
Reception Class Assembly	Thursday 5 <sup>th</sup> June 2025, 9.00am
Year 1 Class Assembly	Thursday 19 <sup>th</sup> June 2025, 9.00am
Year 4 Class Assembly	Thursday 26 <sup>th</sup> June 2025, 9.00am
Year 5 Class Assembly	Thursday 3 <sup>rd</sup> July 2025, 9.00am
<b>JTMAT INSET Day</b>	Friday 4 <sup>th</sup> July 2025
School Closes for Summer	Friday 18 <sup>th</sup> July 2025, 2.00pm
<b>INSET Day</b>	Monday 21 <sup>st</sup> July 2025

### Autumn Term Diary Dates

Event	Date/Time
Christingle	Tuesday 26 <sup>th</sup> November 2024
Year 5 Whitemoor Lakes	Wednesday 27 <sup>th</sup> November 2024 to Friday 29 <sup>th</sup> November 2024 inclusive
Year 6 Class Assembly	Thursday 28 <sup>th</sup> November 2024, 9.00am
EYFS Nativity	Tuesday 3 <sup>rd</sup> December 2024, 9.15am
EYFS Nativity	Wednesday 4 <sup>th</sup> December 2024, 9.15am
Whole School Trip to Pantomime – Jack and the Beanstalk, Lichfield Garrick	Thursday 5 <sup>th</sup> December 2024, 10.00am
PFA Christmas Market	Friday 6 <sup>th</sup> December 2024
KS1 Nativity	Tuesday 10 <sup>th</sup> December 2024, 9.15am AND 2.15pm
Year 3 Cosy Christmas Celebration	Thursday 12 <sup>th</sup> December 2024, 9.15am
JTMAT Christmas Concert	Tuesday 17 <sup>th</sup> December 2024
Christmas Lunch	Wednesday 18 <sup>th</sup> December 2024
School Closes for Christmas	Friday 20 <sup>th</sup> December 2024, 2.00pm
School Reopens for Pupils	Monday 6 <sup>th</sup> January 2025

# Learn more about a career in teaching

Tuesday 10<sup>th</sup> December  
from 1 -2 pm

Shobnall Primary School,  
DE14 2BB

Visit [jths.eventbrite.co.uk](https://jths.eventbrite.co.uk) to reserve a spot



SCAN ME

The John Taylor SCITT

A teacher is sitting at a desk with two young children, looking at a book together.

**Funding for Selected Routes**

**Full or Part-Time Routes**

**State School Experience**

## Train to Teach

in Local Schools

Primary (3-7) · Primary (5-11) · Secondary (11-16)

The John Taylor SCITT

[jtscitt.co.uk](https://jtscitt.co.uk)

[#HAF2024](#) | Book now! Funded holiday activities and food this winter 🍷

If your child is aged 5-16 years and eligible for a funded place on the HAF programme, you will receive an email from Staffordshire County Council with a HAF code.

Pick from a range of fun and engaging sessions on offer from sports to arts and crafts as well as mindfulness and confidence building activities too!

Activities run from 21 December 2024 - 4 January 2025 at various locations across [#Staffordshire](#).

Book online and use your unique HAF code to get a funded place. Many of our providers offer paid places too!

📅 Book early to avoid disappointment:

[Holiday Activities and Food - Staffordshire County Council](#)



# 10 Top Tips for Parents and Educators EDUCATING CHILDREN ON SPENDING AND SAVING

Evidence shows that children's spending habits begin to form as early as seven years old. With primary schools in England not required to teach financial literacy, many young people are reaching adulthood without knowing the basics of budgeting. This guide explains how to teach young people about money in a practical way, giving them the understanding to become savvy spenders and savers.

## 1 PROVIDE POCKET MONEY

Giving children money – even a small amount – can help them learn to make their own budgeting decisions about how to spend or save it. Research shows that youngsters who receive pocket money are more likely to become adults with strong financial skills and significantly less debt.

## 2 USE A PREPAID CARD

Being able to pay by card is essential these days, with some retailers not accepting cash since the pandemic. Prepaid debit cards are available for children from the age of six, allowing them to get used to spending like they will as adults with no risk of dipping into an overdraft. Learning about money is like learning to swim – you need to get in the pool and have a go!

## 3 PRACTISE BORROWING

Although official borrowing is only available to over 18s, kids need to understand how debt and interest works before they become adults and are exposed to credit cards or 'buy now, pay later' schemes. For a safe means of teaching them about this, parents could offer them extra pocket money but explain that it needs to be paid back by a certain date, plus an extra couple of pounds as interest.

## 4 ENCOURAGE OPEN CONVERSATION

Chatting about money and how much things cost will teach children that finance is a part of everyday life and not some "scary adult thing". Parents can involve them in budgeting for the weekly shop, for example, working together to get everything on the list while keeping the total below a certain number. Letting young ones make spending decisions in a safe space can build up their confidence regarding money.

## 5 DISCUSS THE PRESSURE TO SPEND

Whether it's YouTube ads or a hint of envy at a friend's recent purchase, spending triggers are everywhere. Encourage children to notice how clever shop design (like placing sweets at the checkout) and offers such as '2 for 1' deals entice us to spend more. Challenge them to resist impulse buys by getting them to sleep on it before deciding to spend.

## 6 TELLING 'NEED' FROM 'WANT'

Learning how to prioritise spending is an important life skill: the difference between life's essentials and "nice to haves" is key to budgeting. If children pester you for treats while shopping, it's the perfect time to say "That's a want. We're getting our needs first." You could show how you budget for food, electricity and so on before buying fun things.

## 7 ENCOURAGE SAVING

Getting children saving early can set them up with a useful habit for their adult life. Suggest that they set something aside every time they receive money and help them set a target for how much to put away, so they feel motivated to continue. For example, encouraging them to save for a friend's birthday gift can get children much more invested in what they buy.

## 8 SPARK INTEREST IN INTEREST

Motivate children by telling them about interest; you can describe it as a reward for saving money. Explain how everything they put away will grow over time. As an exciting example, explain that 1p doubled every day for a month would amount to approximately £10 million. Some prepaid cards for young people also offer interest; parents and carers could also add a little to supplement what their child saves and show how it works.

## 9 PAYING FOR CHORES

This is a complex debate with no right or wrong answer: it depends on what works for each individual family. However, it can be one of the best ways to teach children that money needs to be earned and helps to create more mindful spenders. If parents aren't keen on paying for everyday chores, they could ask the children to suggest their own ideas for earning a little extra.

## 10 PROTECT CHILDREN FROM SCAMS

Scams are a terrifyingly easy way to lose money, and children are generally more likely to be taken in due to a lack of experience with these financial criminals. As a minimum, make sure they're aware of the most common scams they could be exposed to – by text, email and phone, for instance. Young people should tell a trusted adult about any unexpected message or call and never give out their personal information.

## Meet Our Expert

GoHenry is a prepaid debit card and financial education app with a mission to make every young person smart with money. Co-founder and CEO Louise Hill is a passionate campaigner for better financial literacy among school children and strongly believes that money management is a crucial life skill.



The National College



# WE NEED YOUR STORIES



## Schools Competiton

We are looking for stories to be told at our Christmas Market by our storytelling ballerina.

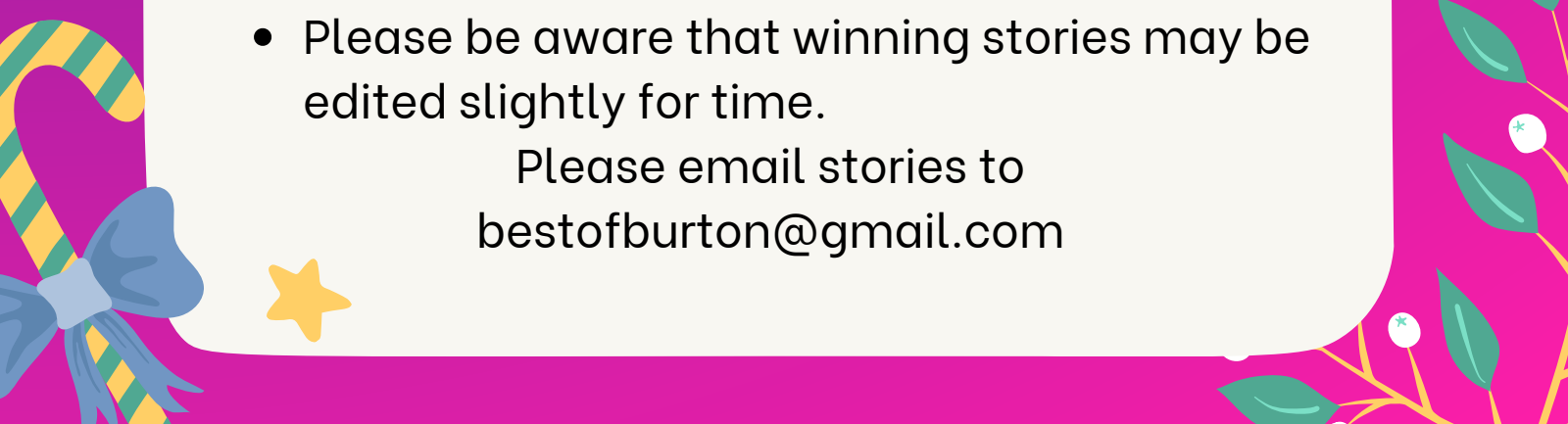
Could that be you?

This is an invitation to all school students of the Burton area to submit a short story. Five will then be chosen to be included in our event.

## *The rules*

- Stories must be no more than 1 side of A4.
- If typed up - font size 12.
- Please be aware that winning stories may be edited slightly for time.

Please email stories to  
[bestofburton@gmail.com](mailto:bestofburton@gmail.com)



- Example story

Santa Claus is a very very sneaky man. He travels all around the world, making visits to local grottos and Christmas light switch on's, he must be so busy! However when Christmas Eve roles around, no one even catches a glimpse of him. He's only ever seen when he wants to be seen.

Well one year, sisters Beth and Jane had enough! They decided they were going to catch Santa in the act before he sneaks back up the chimney for another year! That Christmas Eve, Beth and Jane slept soundly in their beds, or at least that's what their parents thought... In fact, the girls were busy setting up the first booby trap for Santa. Beth placed a big whooping cushion in the unlit fire place, so that when Santa came down the chimney, the loud fart noise would alert the two sisters!

Just down the hall, Jane stretched a piece of green tinsel across the doorframe leading to the living room, so that when Santa entered, he'd trip and fall! Finally the two of them came together to hang a net of wrapping paper from the ceiling above the Christmas tree, so that when Santa came to leave the presents, he'd be caught in their trap!

Beth and Jane were so happy with their work that they giddily ran up the stairs, into their bedrooms and jumped into their beds. The sooner they got to sleep, the sooner they'd catch Santa!

And Beth and Jane slept. They slept so soundly that they heard no whooping cushion, no crash from the tinsel tripping someone over and no "oh no!" From the wrapping paper net trapping them.

On Christmas morning, the sister ran downstairs, exciting for Christmas but worried that none of their booby traps had woken them in the night. When Beth and Jane scrambled down the stairs and into the living room, they found no flat whooping cushion. They found the green tinsel perfectly in tact ad they found the wrapping paper net had been taken down and folded neatly in the corner. And in amongst the presents, Beth and Jane found a small note that read: "Better luck next year, merry Christmas! Santa"

#### TERMS

The Best of Burton Committee will choose the winning stories from all submissions.

Schools will be notified which stories have been selected so they can inform the young person.

Times of when the stories will be read will be made available on our social media.

DEADLINE: 30th November